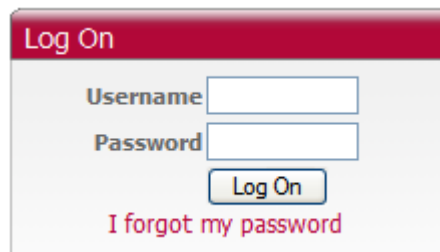


Logging in to Angel – Accessing Your Courses

Logging in to the Angel Environment



The first step is to log in to the Angel environment. Go to <http://lms.wsu.edu>. Once there, on the left side is an area to enter your login information.



Your Angel login information is the same NID/password combination you use to access other WSU systems like myDDP and myWSU.

Accessing Your Courses

On the left of the screen is the **Courses** box like the one pictured below. Your **Courses** box will list the courses you have access to as an instructor.

Under the link for each of your courses you may see icons (along with the word “Tasks”) alerting you to items that may need your attention. Hovering over the  icon notifies you that you have ungraded assignment/assessment submissions since you last accessed the course. The  icon tells you there are unread discussion posts in your course.



To access the desired course, simply select the link and you will be taken to the home page of that course.