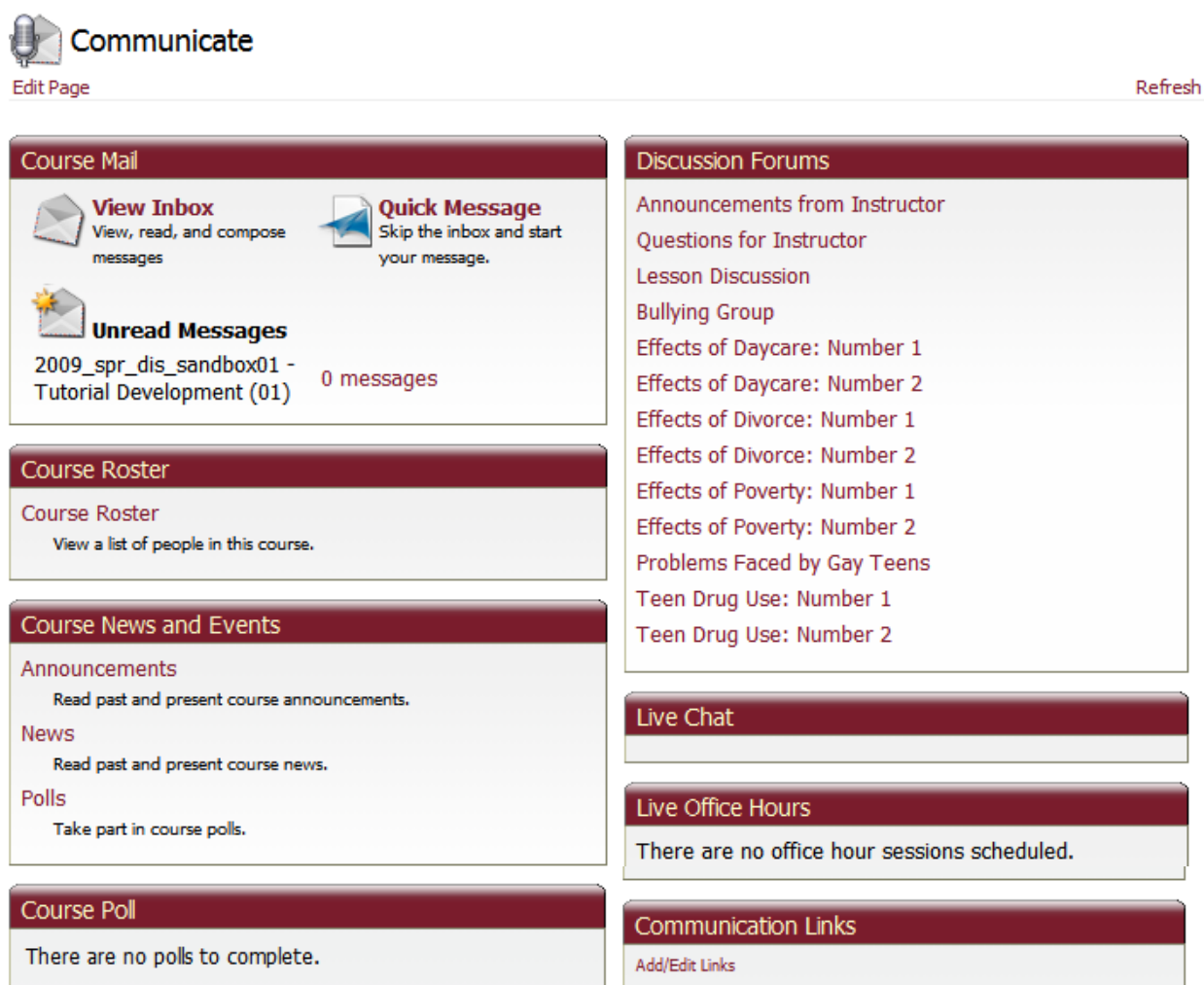


Communicate Page


The Communicate page is where you will find your course communication tools (e.g., e-mail and chat). A sample of the Communicate page and a brief description of common tools are displayed below.




Communicate

[Edit Page](#) [Refresh](#)

Course Mail

 **View Inbox**
View, read, and compose messages

 **Unread Messages**
2009_spr_dis_sandbox01 - Tutorial Development (01) 0 messages

Discussion Forums

Announcements from Instructor

Questions for Instructor

Lesson Discussion

Bullying Group

Effects of Daycare: Number 1

Effects of Daycare: Number 2

Effects of Divorce: Number 1

Effects of Divorce: Number 2

Effects of Poverty: Number 1

Effects of Poverty: Number 2

Problems Faced by Gay Teens

Teen Drug Use: Number 1

Teen Drug Use: Number 2

Course Roster

Course Roster

View a list of people in this course.

Course News and Events

Announcements
Read past and present course announcements.

News
Read past and present course news.

Polls
Take part in course polls.

Live Chat

Live Office Hours

There are no office hour sessions scheduled.

Course Poll

There are no polls to complete.

Communication Links

[Add/Edit Links](#)

1. The **Edit Page** link (left end of the toolbar) permits you to choose which communication features to make available to your students. Sections (called Nuggets) can be also be rearranged through the **Edit Page** link.
2. The **Course Mail** area provides access to Angel's e-mail tools, so you can exchange messages with your students and other Angel users.

3. **Course Roster** provides a list of students enrolled in the course.
4. **Team Files** (not shown in this sample) provides a space for student teams to share project files and other documents. This tool is viewable only if file sharing has been enabled for teams. Teams are set up via the **Manage** link located on the Map.
5. The **Course News and Events** area allows you to post course announcements, class news, and polls for your students.
6. **Discussion Forums** are listed and are accessible not only under the **Content** tab in the Map, but can be quickly accessed through the **Communicate** page.
7. **Live Chat** enables you to communicate with other Angel users online, in real time. Live Chat also allows you to utilize a whiteboard feature.
8. **Live Office Hours** provides a virtual office including scheduling capabilities and a queue manager to control student access.
9. **Communications Links** lets you create a list of links to selected Web pages.